


POSITIVE DRIVE *Pd*[™]



Part No: 100 XL 025

100	10.0" Pitch Length
XL	Pitch-Trapezoidal Tooth Profile
025	.25" Wide

SPEED, ACCURACY & DEPENDABILITY FOR PRECISION-ENGINEERED DRIVES

Goodyear's Positive Drive belts give you the opportunity to design your drives for the speed, accuracy, and dependability consistent with the best synchronous belt drives, all without the bulk, weight, and added cost that is inherent in chain and gear power transmission systems.

Goodyear Pd belts have precision-molded teeth to deliver the synchronized power you need. Because they're made of specially compounded rubber, reinforced with high-strength, stable fiberglass tensile cord members, and wrapped in a long-wearing nylon facing, they run smoother, quieter, and longer.

ENGINEERED FOR FULL-POWER TRANSMISSION, SMOOTH OPERATION

Goodyear Positive Drive belts are made with Goodyear's world-class rubber technology which is specifically compounded to resist damaging environmental factors that can shorten belt life. Goodyear's specialized compound technology has excellent oil, heat, and ozone resistance, increasing durability and preserving belt flexibility leading to extended belt life.

AVAILABLE IN A VARIETY OF PITCHES

Goodyear Positive Drive belts are available in a variety of pitches depending on the application.

APPLICATIONS

Nearly every conceivable industrial drive application where precise shaft synchronization is required. Positive Drive belts can also be used as an alternative to problem V-belt and chain drives.

- Aggregate Machinery
- Chain Drives
- Packaging Machinery
- Paper Industry Machinery
- Food Processing Equipment
- Printing Trade Machinery
- Woodworking Machinery
- Office Equipment
- Machine Tools
- Farm Machinery
- Home Appliances
- Textile Machinery
- Mining Equipment

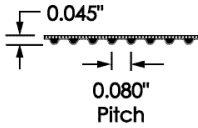
KEY FEATURES & BENEFITS

- Universal trapezoidal tooth profiles drop into existing sprockets.
- High-grade Goodyear compound.
- Fiberglass tension cords for excellent resistance to shrinkage/elongation.
- Oil, heat, ozone, and abrasion resistant.
- Low-maintenance/high-efficiency rating.



POSITIVE DRIVE Pd™

SYNCHRONOUS

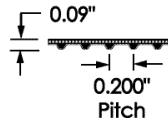


MXL (Mini Extra Light)

For small business machines, office equipment, electric equipment, etc.

1/12" Pitch Standard Part Numbers		
40mxl	72mxl	112mxl
44mxl	80mxl	120mxl
48mxl	88mxl	140mxl
64mxl	96mxl	168mxl

Stock Widths* 1/8 inch = 012
3/16 inch = 019
1/4 inch = 025

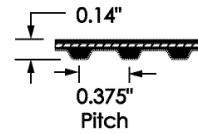


XL (Extra Light)

For business machines, instruments, sound equipment, etc.

1/5" Pitch Standard Part Numbers		
50xl	190xl	350xl
60xl	200xl	370xl
70xl	210xl	380xl
80xl	220xl	390xl
90xl	230xl	400xl
100xl	240xl	420xl
110xl	250xl	450xl
120xl	260xl	460xl
130xl	280xl	480xl
140xl	290xl	500xl
150xl	300xl	570xl
160xl	310xl	630xl
170xl	330xl	770xl
180xl	340xl	

Stock Widths* 1/4 inch = 025
3/8 inch = 037

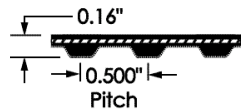


L (Light)

For fraction power-rated motor applications such as in-home appliances, small tools, pumps, blowers, etc.

3/8" Pitch Standard Part Numbers		
124l	255l	450l
135l	270l	480l
150l	285l	510l
165l	300l	540l
187l	322l	600l
195l	345l	660l
210l	367l	817l
225l	390l	900l
240l	420l	

Stock Widths* 1/2 inch = 050
3/4 inch = 075
1 inch = 100

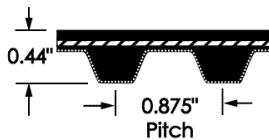


H (Heavy)

For machine tools, pumps, fans, presses, motor generator sets, etc.

1/2" Pitch Standard Part Numbers		
210h	450h	730h
220h	480h	750h
230h	490h	780h
240h	510h	800h
270h	540h	820h
300h	560h	850h
320h	570h	900h
330h	585h	960h
360h	600h	1000h
390h	630h	1100h
400h	645h	1250h
410h	660h	1400h
420h	700h	1700h

Stock Widths* 3/4 inch = 075
1 inch = 100
1-1/2 inch = 150
2 inches = 200
3 inches = 300

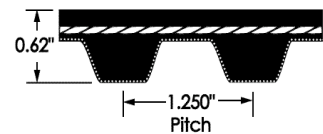


XH (Extra Heavy)

For medium torque applications on heavy industrial equipment.

7/8" Pitch Standard Part Numbers		
507xh	770xh	1260xh
560xh	840xh	1400xh
630xh	980xh	1540xh
700xh	1120xh	1750xh

Stock Widths* 2 inches = 200
3 inches = 300
4 inches = 400



XXH (Double Extra Heavy)

For high torque applications on heavy industrial equipment.

1-1/4" Pitch Standard Part Numbers		
700xxh	1000xxh	1600xxh
800xxh	1200xxh	1800xxh
900xxh	1400xxh	

Stock Widths* 2 inches = 200
3 inches = 300
4 inches = 400
5 inches = 500

NEW! 13.00" wide Pd sleeves are available from stock in XL, L, H, XH and XXH profiles. Please consult your PTP List Prices Pages publications for the full range of sizes.

*Stock Widths: Use the three-digit size number as a suffix to the belt number when ordering.
Note: For nonstock sizes, contact your local Goodyear industrial products distributor.